


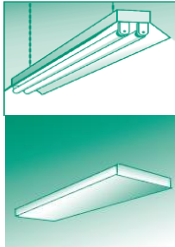
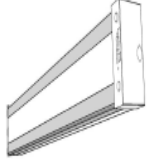
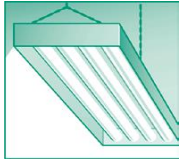
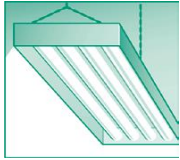


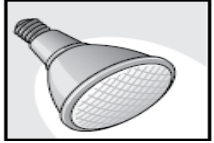











Product Description	Per Fixture Incentive	Eligibility Criteria	
<p align="center"><u>LED</u> Linear Tubes</p>	<p align="center"><b>\$5 Per Tube</b></p>	<p>Ballasts should be installed with the appropriate lamp size and number of lamps that the ballast was designed for to maintain the above specifications and project savings</p>	
<p align="center"><u>LED</u> High Efficiency Interior Retrofit Kits, Advanced Recessed Fixtures</p>	<p align="center"><b>\$60</b></p>	<p>1x4, 2x2 and 2x4  Prismatic, Parabolic, Recessed Direct, Recessed Indirect &amp; Flat Panel fixtures</p>	
<p align="center"><u>LED</u> Linear Indirect or Indirect Pendant Fixtures</p>	<p align="center"><b>\$75</b></p>	<p>Fixtures may have a down-light component of no greater than 45%. Fixtures with a down-light component must incorporate glare limiting louvers or a perforated cover shielding the lamps. Ceiling finish must be white and unobstructed</p>	
<p align="center"><u>LED</u> Industrial/Commercial Fixtures</p>	<p align="center"><b>\$60</b></p>	<p>4 ft. and 8ft. Fixtures  LED industrial/commercial strip or wrap fixtures. Applies to fixtures installed 16 feet or less above the floor. Only one incentive may be counted per fixture.</p>	
<p align="center"><u>LED</u> Stairwell Fixture with integral</p>	<p align="center"><b>\$75</b></p>	<p>To be eligible for incentives, fixtures must be installed in an</p>	

Occupancy sensor controls		8,760 hour stairwell application with integral occupancy sensor control, setting lights to 50% output or less in control mode (not occupied).	
<u>LED</u> High and Low Bay High Intensity Fixtures & Retrofit Kits	<b>\$125</b>	Minimum wattage is 45 watts to 149 watts.	
<u>LED</u> High and Low Bay High Intensity Fixtures & Retrofit Kits	<b>\$175</b>	Minimum wattage is ≥ 150 watts.	
<u>LED</u> Down Light Fixtures & Retrofit Kits	<b>\$25</b>	Eligible LED Down Lights are required to be less than 25 watts and hardwired or GU-24 (pin) base. Screw Base LED Down Light <u>Retrofit Kits</u> are also eligible. <u>Replacement lamps not eligible.</u>	
<u>LED</u> Hardwired Track Heads or Mono-Point Directional Fixtures	<b>\$25</b>	LED track heads hardwired installations only, <u>replacement lamps not eligible.</u> (lower wattage than currently in place)	
<u>LED</u> Directional and Omni-directional Replacement Lamps	<b>\$5</b>	Eligible LED Integral replacement lamps with screw or pin base Lamps must operate a minimum of 2,000 hours annually. (lower wattage than currently in place)	
<u>LED</u> Exit Fixtures	<b>\$5</b>	All materials and assembled units shall comply with all applicable codes and standards including (but not limited to) Federal/State/Local building, fire, and	

		electrical codes, and may require designated egress lighting to comply with such codes. Exit sign retrofit kits are not eligible.	
<u>LED</u> Cooler , Freezer, or Refrigerated 3' & 4' Fixture	<b>\$40</b>		
<u>LED</u> Cooler , Freezer, or Refrigerated 5' & 6' Fixture	<b>\$55</b>		
<u>LED</u> Exterior Wall, Post, Ground, and Arm Mount Floods and Fixtures & Retrofit Kits	<b>\$75</b>	Wattage range is 25 watts to 99 watts Must be automatically controlled to avoid daylight operation.	
<u>LED</u> Exterior Wall, Post, Ground, and Arm Mount Floods and Fixtures & Retrofit Kits	<b>\$100</b>	Minimum wattage is 100 watts Must be automatically controlled to avoid daylight operation.	
<u>LED</u> Pole Mounted Parking, or Roadway Fixtures & Retrofit Kits	<b>\$150</b>	Wattage range is 45 watts to 149 watts Must be automatically controlled to avoid daylight operation.	
<u>LED</u> Pole Mounted Parking, or Roadway Fixtures & Retrofit Kits	<b>\$200</b>	Minimum wattage is 150 watts Must be automatically controlled to avoid daylight operation.	
<u>LED</u>	<b>\$75</b>	LED Low Bay for Garages and Canopies 25-99 watts.	

<p>Garage &amp; Canopy Fixtures &amp; Retrofit Kits</p>			
<p><u>LED</u> Garage &amp; Canopy Fixtures &amp; Retrofit Kits</p>	<p><b>\$100</b></p>	<p>LED Low Bay for Garages and Canopies greater than 99 watts.</p>	
<p><u>LED</u> Other</p>	<p><b>TDB</b></p>	<p>If a particular product type does not appear on this list, DEC has the ability to review and approve based on information provided by the member.</p>	